


Working With Asphalt Picture This




HOW TO MAINTAIN YOUR ASPHALT



94% 94% of the paved roads in America are surfaced with asphalt.¹

40% During the first 75% of its lifetime, the average asphalt surface drops only 40% in condition. This means that if you maintain your asphalt properly it will last you a longer time.²




- 1. CLEAN THE ASPHALT REGULARLY**

As usual, it's good to clean your asphalt at least once each month. To do so, you should use an asphalt-safe cleaning solution that removes grease, chemicals and dirt.
- 2. FIX CRACKS AND POTHOLES QUICKLY**

The key idea to remember is that prompt attention prevents costly restoration projects. Licensed and insured asphalt contractors can properly repair those cracks and holes.
- 3. APPLY A SEALCOAT AS NEEDED**

A sealcoat creates some minor surface damage when it is applied. But this, most professionals recommend that you repeat the sealcoat every three to five years.



Source: <https://www.southernasphaltengineering.com>