





Soil Compactor Safety Infographic



ROLLER / COMPACTOR

SPECIAL INSTRUCTIONS:			
1. Operator's ticket is required to operate road rollers with an engine capacity greater than 2 litres in Queensland. 2. Only those persons who have been instructed in the safe use of the machine and are authorised to do so are to operate this type of plant. 3. Operators must familiarise themselves with the operation of the plant as provided in the manufacturer's instruction manual before using the plant.			
Task sequence	Identified hazards in task	Key processes to be followed	Precautions / PPE required
1. General precautions	Traffic hazards	Work sites on roads must be separated from normal traffic flow. Road making and maintenance plant must remain in barricaded area at all times unless traffic flow is stopped to allow access in to or out of area. Plant must be fitted with and use orange flashing lamp when in operation. High-visibility garment must be worn when working where plant is operating	Work on roads to be in accordance with MUTCD Part 3. Use qualified traffic controller. Turn lamp off when not in use. Wear Hi-Vis vest or shirt, etc.
2. Pre-start checks	Moving parts Slips and falls Persons falling	Ensure that guards are fitted over all exposed moving parts of plant. Nip and pinch points on articulated rollers must be highlighted and signed. Keep operator access systems clean of mud, and wear suitable footwear. Seat belt must be fitted and worn and correctly adjusted by operator. Check operation of controls, lights and warning signals before working.	Ensure all covers and guards fitted Keep clear of nip and pinch points Remove mud from steps and boots Always use seat belt if fitted. Rectify faulty units before use.
3. Operation	Overturning Vibration Strain injury	Do not traverse or compact slopes greater than approved by manufacturer. Exercise care when turning or manoeuvring machine on sloping ground. Do not operate roller close to open or uncompacted excavation or trench. Anti-vibration systems must prevent roller vibration affecting operator. Mirrors should allow operator to reverse machine safely without twisting. Reversing beeper must operate when machine is being reversed.	Travel up or down slopes where possible, and avoid sharp turns. Keep clear of open trenches. Rectify faulty units before use. Turning to operate to be avoided. Check operation before use.
4. Transport	Loading/unloading	Ensure that low-loader or trailer has suitable ramps to allow safe loading. Minimise slope by parking truck facing downhill wherever possible. Drive slowly when loading or unloading roller from trailer or low loader. Restrain roller from movement by use of tie down chains and chocks.	Refer to SWP219 Transport of Plant and Machinery and SWP241 Truck Loading/Load Restraint for information regarding transport.
5. Maintenance	Hazardous exposure	Check fluid levels daily, and replace at specified intervals. Wash down machine regularly, and inspect for worn parts, oil leaks, etc. Competent persons only are to carry out repairs or adjustments to plant. All use and maintenance, etc, of plant to be entered into log book daily.	Use approved fluids only. Wear eye and hand protection. No unauthorised repairs. Log book to be filled out daily.
PRECAUTIONS: The following precautions are to be observed in areas where these procedures are carried out.		Operation of plant  	Maintenance of plant  

Source: <https://www.cat.com>