

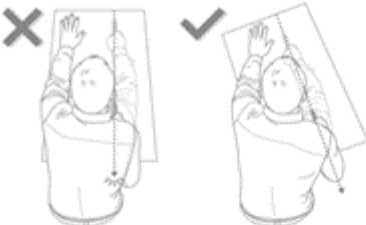




# Sharp and Cutting Tool Safety Infographic




## BOX CUTTER SAFETY 101

- 1** pay attention to sharp new blades and protect yourself  
  
over 1,000,000 U.S. hospital visits per year are due to hand injuries from dangerous blades\*
- 2** expose only enough blade to cut your material  
using more blade than necessary leads to injuries and damaged merchandise  

- 3** ignore distractions and cut deliberately and at an angle away from your body  

- 4** retract the blade and store in a safe place when not in use  
every year, hand and wrist injuries cost millions in damages in the workplace and may cause permanent damage\*  
why not prevent injuries in the first place?  

- 5** take care when disposing of dangerous blades and use a sharps disposal box  
Slice® ceramic blades don't require a sharps disposal box!  


What cuts you: the handle or the blade?™  
We redesigned both.  
Try Slice® finger-friendly® blades

[www.sliceproducts.com](http://www.sliceproducts.com)  
Copyright © 2019 Slice, Inc. All rights reserved.

 slice®  
cut safe

Source: <https://www.idscocr.com>