

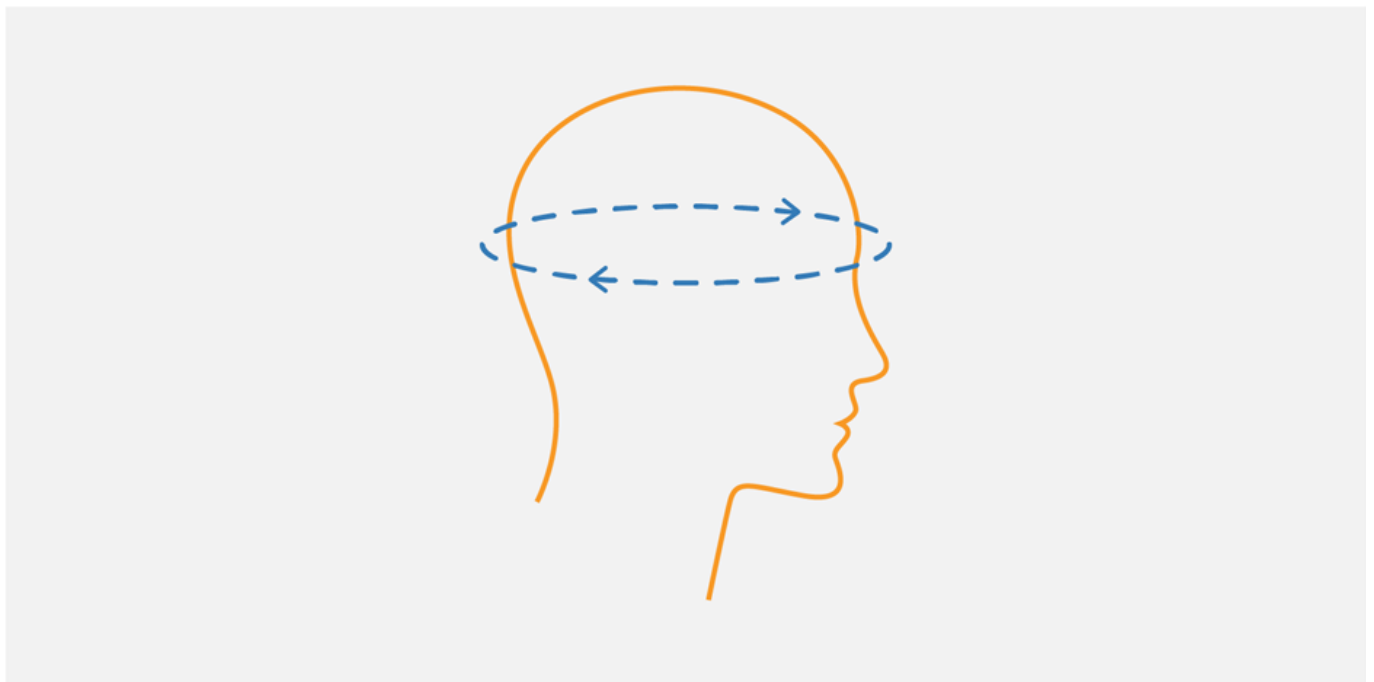
PPE Size Charts – Quick Tips



Depending on your line of work, your personal protective equipment (PPE) can be something as simple as a sturdy pair of gloves or as complex as a fully encapsulated, vapor-protective suit with a self-contained breathing apparatus. Your PPE could save you from some minor discomfort or save your life. Choosing the right protective clothing and equipment is worth careful consideration, and finding the right fit is just as important.

Hard Hat Sizes

Hard hat sizes can seem a bit mysterious. To measure for your hat size, place a soft cloth tape measure around the widest part of your head (this is usually just above the eyebrows). Pull the tape measure snug, but not tight. Convert inches to hat size using the sizing chart below.



Sizing Chart

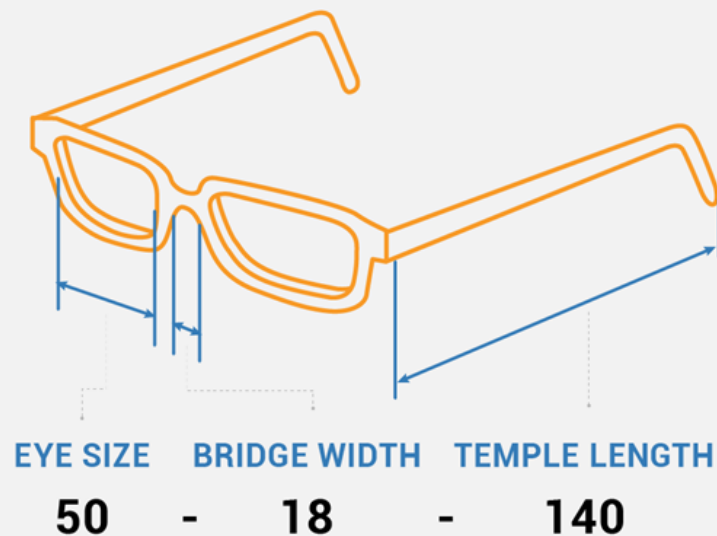
Hat Size	Circumference	
	Centimeters	Inches
6 1/2	52	20 1/2
6 5/8	53	20 7/8
6 3/4	54	21 1/4
6 7/8	55	21 5/8
7	56	22
7 1/8	57	23 5/8
7 1/4	58	22 3/4

7 3/8	59	23 1/8
7 1/2	60	23 1/2
7 5/8	61	23 7/8
7 3/4	62	24 1/4
7 7/8	63	24 5/8
8	64	25
8 1/2	68	26 1/2
<p>Note: This table is intended for sizing guidance of round head bands only and should not be construed as prohibiting larger or smaller headbands</p>		

Source: ANSI/ISEA Z89.1-2014

Eyewear

Safety eyewear size measurements depend on the type of lens you have. With a single-lens system, size is measured in millimeters (mm) from the outside of the left temple to the outside of the right temple (25.4 mm equals an inch). If the eyewear has a two-lens system, such as prescription eyewear, size is measured in mm from the left to right of each lens.



The most current American National Standard for Occupational and Educational Personal Eye and Face Protection Devices (ANSI/ISEA Z87.1-2015) provides for products designed for smaller head sizes. These products are marked with the letter “H.”

Respirators

Of all PPE sizing challenges, accurate sizing for respirators is the most critical. Confusion sometimes occurs because respirator sizes are given descriptors (small, medium and large), but these generally do not relate to any measurable value. Respirators are made with the assumption that most people’s faces and heads have about the same width and length. This means that a medium size will fit approximately 70 percent of the adult population. Small and large sizes are made for a minority of the population. People who need these sizes generally know from their experience buying hats or prescription eyewear that their face and head size falls outside the norm. The only way to ensure the correct size for tight fitting respirators is to conduct the required fit testing.

Gloves

It is important to know how to measure the hand to get a proper fitting glove. Measuring the hand for correct fit will give the employee the best possible protection without compromising the task, duty or safety of the wearer. There are two suggested ways to find the correct glove size. One way is to measure the width of the hand – measure around the hand (a dominant hand measurement is preferred) with a tape measure as shown below. The dominant hand will be the right if you are right-handed and left if you are left-handed.

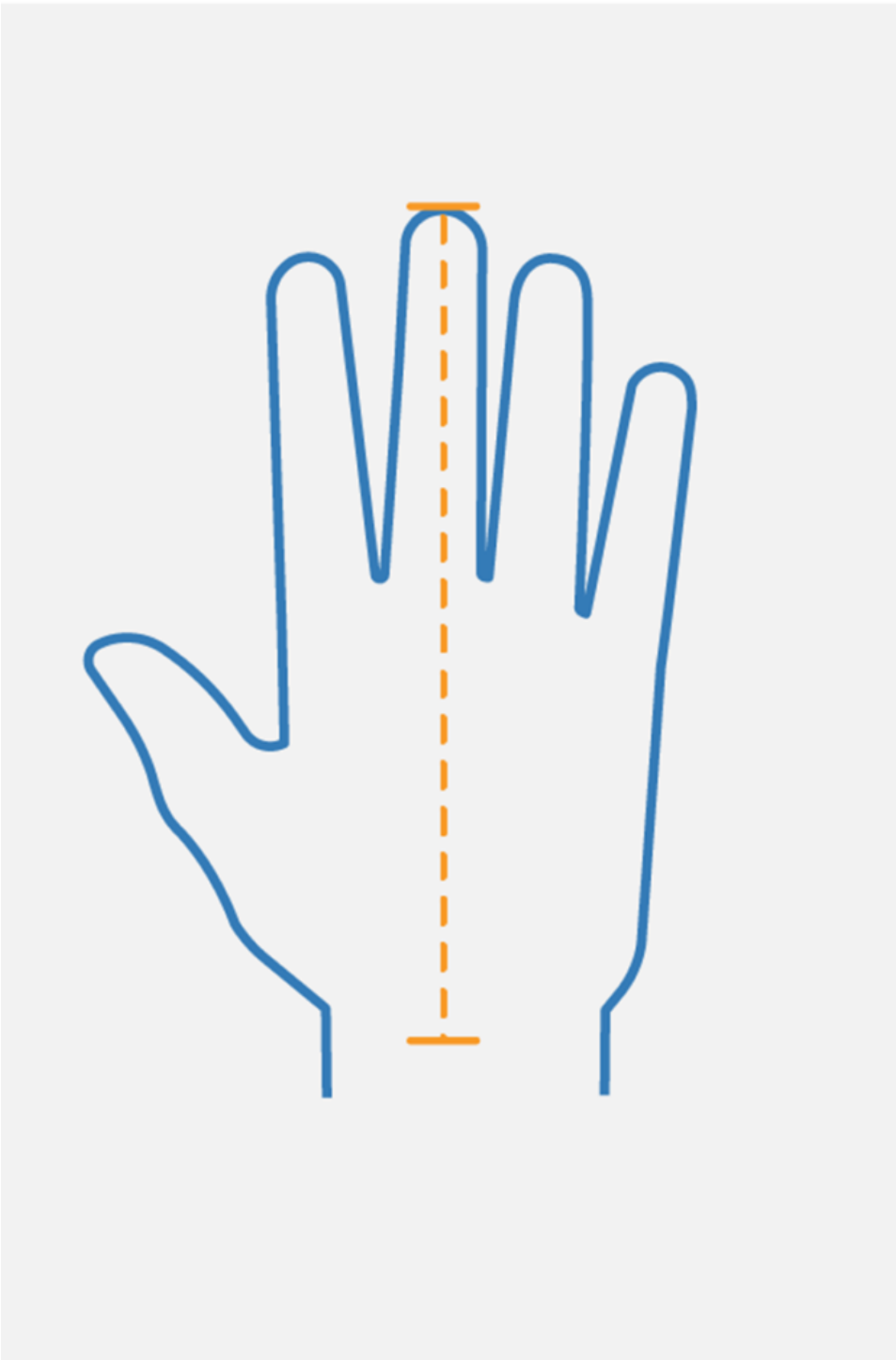


If the gloves you are purchasing come in numbered sizes, you can relate the measurement directly to the numerical size listed for the glove. For example, if the measurement taken is exactly eight inches (203 millimeters) then you would select a size eight glove. To avoid hand fatigue, order the next larger size for all measurements that are not exact inch/millimeter measurements. If the gloves you are purchasing come in extra-small (XS), small (S), medium (M), large (L), extra-large (XL) or double extra-large (XXL), use the table below to translate the inch/millimeter measurement.

US Sizes		EU Sizes	
6–7 Inches	XS	152–178 Millimetres	EU - 6
7–8 Inches	S	178–203 Millimetres	EU - 7
8–9 Inches	M	203–229 Millimetres	EU - 8
9–10 Inches	L	229–254 Millimetres	EU - 9
10–11 Inches	XL	254–279 Millimetres	EU - 10
11 + Inches	XXL	279 + Millimetres	EU - 11

Source: Turtleskin Glove/Warwick Mills, Inc.

Another method is to measure the length of your hand by measuring from the bottom edge of the palm to the tip of the longest finger as illustrated below.



US Sizes		EU Sizes	
6 5/16 Inches	XS	160 Millimetres	EU - 6
6 3/4 Inches	S	171 Millimetres	EU - 7
7 3/16 Inches	M	182 Millimetres	EU - 8
7 9/16 Inches	L	192 Millimetres	EU - 9
8 1/16 Inches	XL	204 Millimetres	EU - 10
8 7/16 + Inches	XXL	215 + Millimetres	EU - 11

Source: Turtleskin Glove/Warwick Mills, Inc.

Safety Shoe Size

By the time we reach adulthood, most of us have figured out how to find a pair of comfortable shoes, but in PPE, overshoes/overboots sizing can be confusing. Most overshoes/overboots are sized to fit men, to fit over the shoes being worn underneath and to correspond in size. For example, a size 10 overshoe should fit over a size 10 shoe.

Women's to Men's Shoe Sizing Conversion

When converting women's shoe sizes to men's shoe sizes, you need to size down two whole sizes. For example, a women's shoe size 10 is a men's shoe size 8. Also bear in mind that men's footwear tends to run wider than women's footwear.

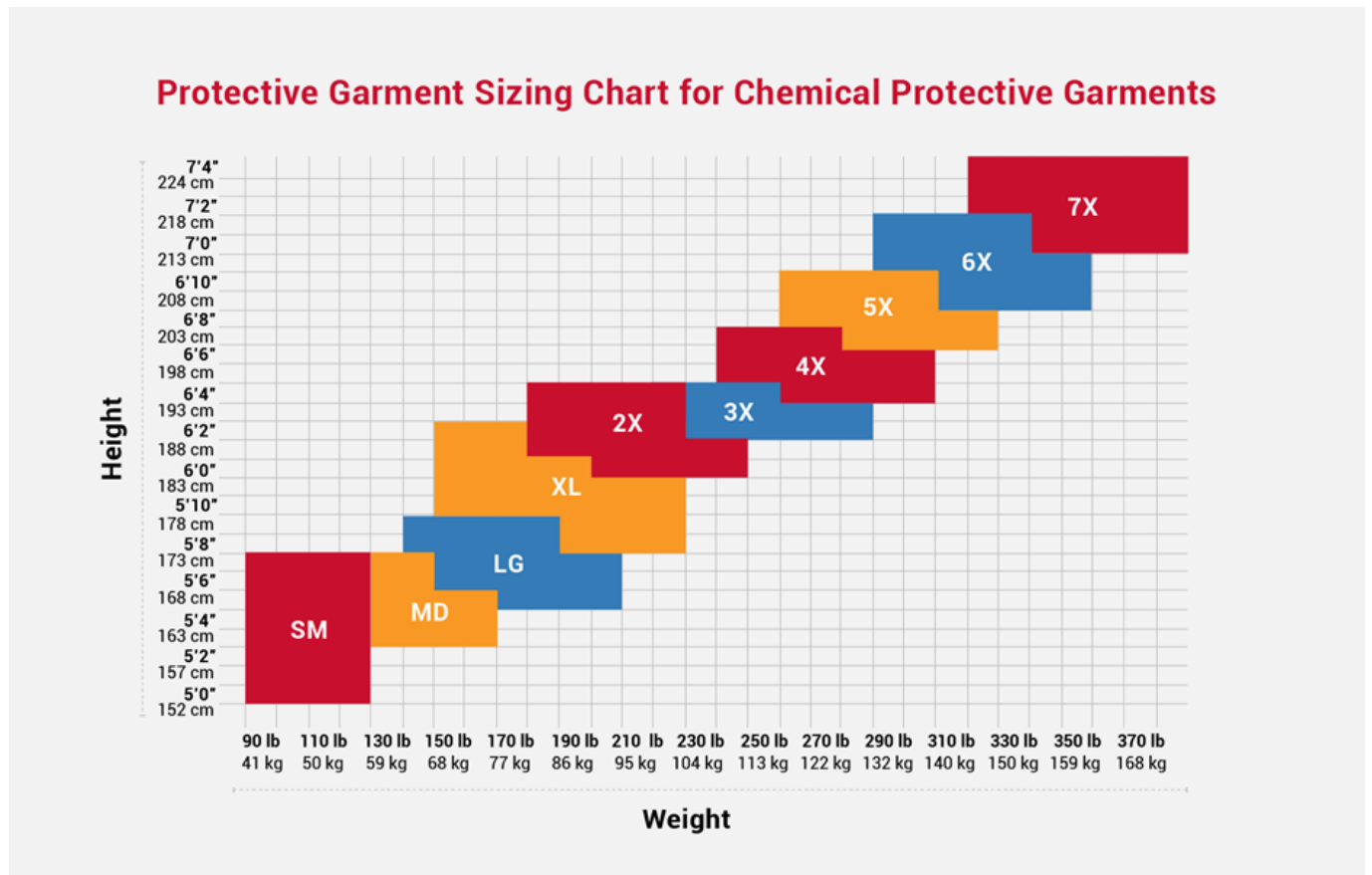
Men's International Shoe Sizing Conversion Chart

When converting a men's shoe size to the correct U.S. shoe size, use the following chart. For example, a men's European shoe size 44 is a U.S. shoe size 10.5.

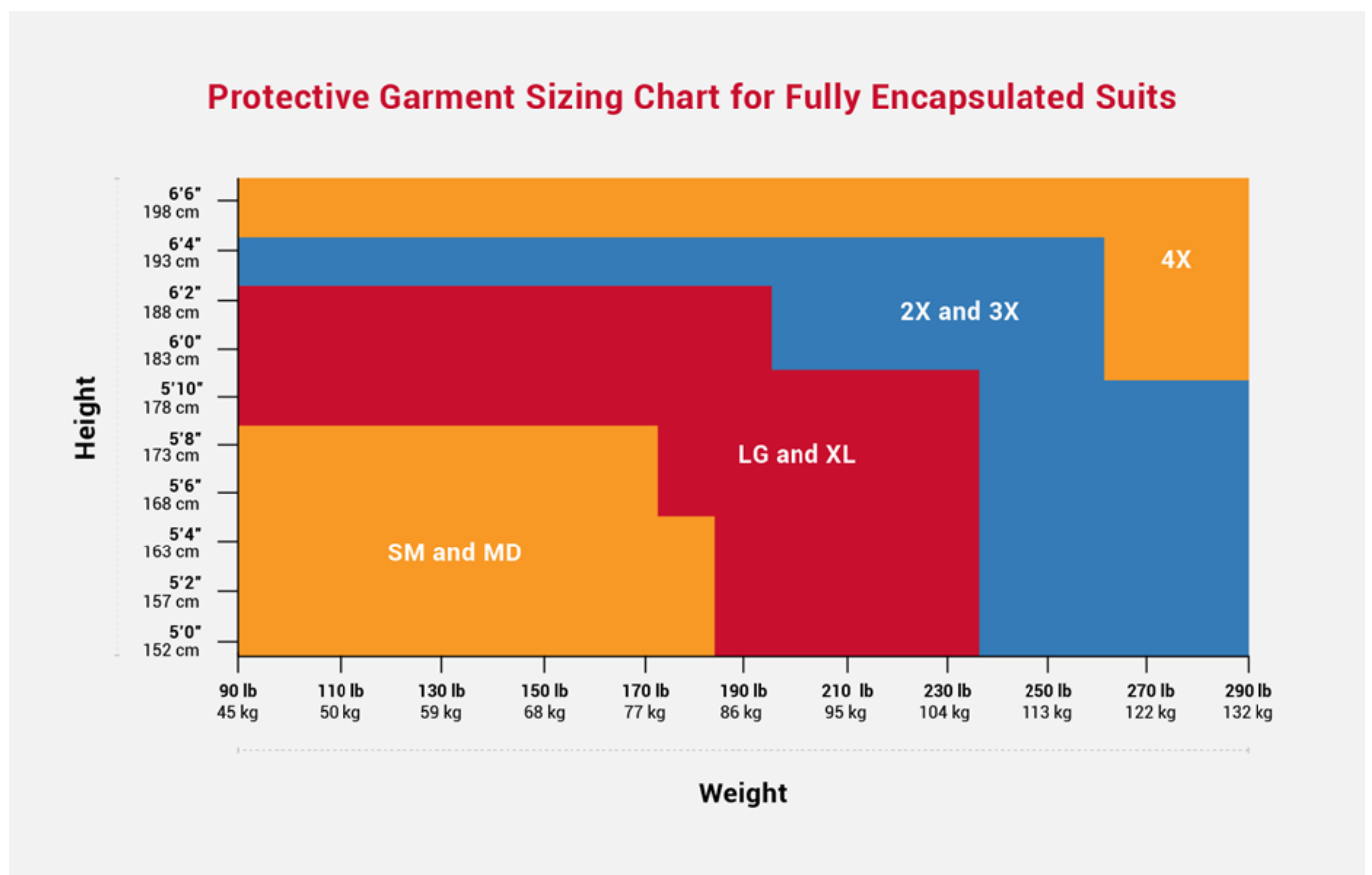
Sizing Charts For Clothing

Please note that these charts are a guide for garment selection, but proper fit varies with individual body shape, underclothing, type of clothing and

manufacturer. Test for proper fit before use. Garment performance depends on selecting the appropriate size.



Source: DuPont



Note: This chart is based on individuals wearing SCBA, safety helmet and standard work clothing. Fit varies with individual body types.

Source: DuPont

Workwear Clothing

Men's Sizing

Size	Neck	Chest	Waist	Sleeve
S	14-14.5	34-36	28-30	32.5-33
M	15-15.5	38-40	32-34	33.5-34
L	16-16.5	42-44	36-38	34.5-35
XL	17-17.5	46-48	40-42	35.5-36
2XL	18-18.5	50-52	44-46	36.5-37
3XL	19-19.5	54-56	48-50	37-37.5
4XL	20-20.5	58-60	52-54	38-38.5
5XL	21-21.5	62-64	56-58	39
6XL	22-22.5	66-68	60-62	40

Women's Sizing

Size	Bust	Waist	Hips
XS (0-2)	31-32	24-25	34.5-35.5
S (4-6)	33-34	26-27	36.5-37.5
M (8-10)	35-36	28-29	38.5-39.5
L (12-14)	37.5-39	30.5-32	41-42.5
XL (16-18)	40.5-42.5	33.5-35.5	44-46
2XL (20)	45	36	48.5

Source: Gempler's

Rainwear Clothing

Unisex Sizing Chart

Size	Chest	Waist
XS	32-34	26-28
S	36-38	30-32
M	40-42	34-36
L	44-46	38-40
XL	48-50	42-44
2XL	52-54	46-48
3XL	56-58	50-52
4XL	60-62	54-56
5XL	64-66	58-60
6XL	68-70	62-64

Source: Gempler's

Sources

American National Standards Institute (ANSI) for Occupational and Educational Personal Eye and Face

Protection Devices, ANSI/ISEA Z87.1-2015

American National Standards Institute (ANSI) for Industrial Head Protection,
ANSI/ISEA Z89.1-2014

Turtleskin glove sizing chart

DuPont Personal Protection – 2018 Product Catalog

Gempler's Carhartt and Work Clothing Size Charts

The information contained in this article is intended for general information purposes only and is based on information available as of the initial date of publication. No representation is made that the information or references are complete or remain current. This article is not a substitute for review of current applicable government regulations, industry standards, or other standards specific to your business and/or activities and should not be construed as legal advice or opinion. Readers with specific questions should refer to the applicable standards or consult with an attorney.

Source: Grainger Know How – <https://www.grainger.com/know-how>